











Hand Ranking Chart

The Poker hands are in order of value, from the highest to the lowest

<p>Royal Flush</p> 	<p>Straight Flush</p> 
<p>4-of-a-Kind</p> 	<p>Full House</p> 
<p>Flush</p> 	<p>Straight</p> 
<p>3-of-a-Kind</p> 	<p>Two Pair</p> 
<p>One Pair</p> 	<p>High Card</p> 



Basic Rules For Playing Texas Hold'em Poker

Thank you for downloading our Basic Rules For Playing Texas Hold'em Poker e-Book. This e-Book has been compiled and designed by Dinner and a Murder Mystery Games.

For more information on Dinner and a Murder Mystery Games please visit our website at: <http://www.dinnerandamurder.com>

Texas Hold'em, a version of Poker for between 2-10 players, is today among the most popular variations of Poker. The game has gained popularity, both in the US and abroad, due to its fast paced play and simple game rules.

A hand of Texas Hold'em consists of up to four Betting Rounds. After the placing of the Blind Bets (see The Blind Bets below), each player receives two private, facedown "Pocket Cards".

Throughout the hand, five face-up "Community Boardcards" are placed in the center of the table, to be shared by all the players. After the fourth and final Betting Round is complete, there is a "Showdown". The player who creates the highest ranking (valued), five card, Poker hand, using any combination of their two Pocket Cards and the five Community Boardcards, wins the Pot.

Texas Hold'em Step-by-Step Short Description

Step 1: The Blind Bets

- ♠ The first player "Sitting-in", in a clockwise fashion to the left of the Dealer, places the "Small Blind" Bet (half the table's Lower Limit Stake - on tables with Stakes higher than \$1 the Small Blind is rounded down to the nearest dollar) (see Betting Rounds & Limits below);
- ♠ The second player Sitting-in, in a clockwise fashion to the left of the Dealer, places the "Big Blind" Bet (equal to the table's Lower Limit Stake).

Step 2: The Pocket Cards - The First Deal

- ♥ The Dealer distributes two facedown "Pocket Cards" to each player. The cards are dealt in a clockwise fashion, one at a time, starting with the player to the left of the Big Blind.

Step 3: The First Betting Round Betting Limit: Lower Limit Stake

- ♠ The first player to the left of the Big Blind initiates the first Betting Round. The Betting Round then proceeds, in a clockwise fashion, around the table, with each player acting in turn. In this Betting Round, each player is required to at least "Call" the Big Blind, in order to remain in the game. The Betting in this Round is set at the table's Lower Limit Stake.

Step 4: "The Flop" - The Second Deal

- ♥ The Dealer places the first three "Community Boardcards", face-up, in the center of the table. These cards are shared by all the players at the table.

Step 5: The Second Betting Round Betting Limit: Lower Limit Stake

- ♠ The first "active" (has not Folded) player to the left of the Dealer initiates the second Betting Round. The Betting Round then proceeds, in a clockwise fashion, around the table, with each active player acting in turn.

Step 6: "The Turn" - The Third Deal

- ♥ The Dealer places a fourth Community Boardcard, face-up, in the center of the table.

Step 7: The Third Betting Round Betting Limit: Higher Limit Stake

- ♠ The first active player to the left of the Dealer initiates the third Betting Round. The Betting Round then proceeds, in a clockwise fashion, around the table, with each active player acting in turn. The Betting in this Round is set at the table's Higher Limit Stake.

Step 8: "The River" - The Fourth & Final Deal

- ♥ The Dealer places a fifth Community Boardcard, face-up, in the center of the Table.

Step 9: The Fourth and Final Betting Round Betting Limit: Higher Limit Stake

- ♠ The first active player to the left of the Dealer initiates the fourth Betting Round. The Betting Round then proceeds, in a clockwise fashion, around the table, with each active player acting in turn. The Betting in this Round is set at the table's Higher Limit Stake.

Step 10: The Showdown

- ♥ Once the fourth Betting Round has been completed, there is a "Showdown" (if more than one player remains active - see The Showdown below). In the Showdown, each active player combines any combination of their two Pocket Cards, and the five Community Boardcards, to create the highest ranking (valued), five card, Poker hand possible (see the Hand Ranking Chart section).
- ♥ The active player who creates the highest ranking Poker hand wins the Pot.

Please take the time to check out our Casino Theme Page by going to:
<http://www.dinnerandmurder.com/Themes/Casino.htm>